




Islands AMALFI



PENNY
11.29" X 11.18" / .88 SQ.FT.
GLBISAMPENNY

MATTE FINISH | DOT MOUNTED

APPLICATIONS + INSTALLATION

	INDOOR	MORTAR/GROUT	OUTDOOR	MORTAR/GROUT
Walls/Backsplashes	RC	CB	RC	EB
Wet Areas/Shower Walls	RC	CB	RC	EB
Shower Pans	RC	CB/EB	RC	EB
Pools	RC	EB	RC	EB
Floors	RC*	CB	RC*	EB

R: residential C: commercial CB: cement based EB: epoxy based *: DCOF >0.42

CUTTING + CLEANING

Use diamond blades designed for cutting glass on a wet saw and a glass coring drill for drilling. Use non-abrasive cleaners only. Avoid acid detergents, chemicals, and other solvents.

ADHESIVES

For standard wall and wet area installation, we recommend Laticrete Gold 253 and/or Platinum 254. For submerged and/or pool installation, C2 mortar must be used, which includes Laticrete Platinum 254 or Epoxy. Please refer to TCNA handbook for a thorough more specific installation method.

GROUTING


Glass tile is susceptible to scratching; it's recommended to use a non-sanded, RG and/or Epoxy grout for standard dry and wet area installation. For submerged and/or pool installation, we recommend epoxy based grouts. Please refer to TCNA handbook for a thorough more specific installation method.

Islands BALI



MATTE FINISH | DOT MOUNTED

PENNY
11.29" X 11.18" / .88 SQ.FT.
GLBISBAPENNY



APPLICATIONS + INSTALLATION

	INDOOR	MORTAR/GROUT	OUTDOOR	MORTAR/GROUT
Walls/Backsplashes	RC	CB	RC	EB
Wet Areas/Shower Walls	RC	CB	RC	EB
Shower Pans	RC	CB/EB	RC	EB
Pools	RC	EB	RC	EB
Floors	RC*	CB	RC*	EB

R: residential C: commercial CB: cement based EB: epoxy based *: DCOF >0.42

ADHESIVES

For standard wall and wet area installation, we recommend Laticrete Gold 253 and/or Platinum 254. For submerged and/or pool installation, C2 mortar must be used, which includes Laticrete Platinum 254 or Epoxy. Please refer to TCNA handbook for a thorough more specific installation method.


GROUTING

Glass tile is susceptible to scratching; it's recommended to use a non-sanded, RG and/or Epoxy grout for standard dry and wet area installation. For submerged and/or pool installation, we recommend epoxy based grouts. Please refer to TCNA handbook for a thorough more specific installation method.

CUTTING + CLEANING

Use diamond blades designed for cutting glass on a wet saw and a glass coring drill for drilling. Use non-abrasive cleaners only. Avoid acid detergents, chemicals, and other solvents.

Islands BORA BORA



PENNY
11.29" X 11.18" / .88 SQ.FT.
GLBISBOPENNY

MATTE FINISH | DOT MOUNTED

APPLICATIONS + INSTALLATION

	INDOOR	MORTAR/GROUT	OUTDOOR	MORTAR/GROUT
Walls/Backsplashes	RC	CB	RC	EB
Wet Areas/Shower Walls	RC	CB	RC	EB
Shower Pans	RC	CB/EB	RC	EB
Pools	RC	EB	RC	EB
Floors	RC*	CB	RC*	EB

R: residential C: commercial CB: cement based EB: epoxy based *: DCOF >0.42

CUTTING + CLEANING

Use diamond blades designed for cutting glass on a wet saw and a glass coring drill for drilling. Use non-abrasive cleaners only. Avoid acid detergents, chemicals, and other solvents.

ADHESIVES

For standard wall and wet area installation, we recommend Laticrete Gold 253 and/or Platinum 254. For submerged and/or pool installation, C2 mortar must be used, which includes Laticrete Platinum 254 or Epoxy. Please refer to TCNA handbook for a thorough more specific installation method.

GROUTING


Glass tile is susceptible to scratching; it's recommended to use a non-sanded, RG and/or Epoxy grout for standard dry and wet area installation. For submerged and/or pool installation, we recommend epoxy based grouts. Please refer to TCNA handbook for a thorough more specific installation method.

Islands CAPRI



MATTE FINISH | DOT MOUNTED

PENNY
11.29" X 11.18" / .88 SQ.FT.
GLBISCAPENNY



APPLICATIONS + INSTALLATION

	INDOOR	MORTAR/GROUT	OUTDOOR	MORTAR/GROUT
Walls/Backsplashes	RC	CB	RC	EB
Wet Areas/Shower Walls	RC	CB	RC	EB
Shower Pans	RC	CB/EB	RC	EB
Pools	RC	EB	RC	EB
Floors	RC*	CB	RC*	EB

R: residential C: commercial CB: cement based EB: epoxy based *: DCOF >0.42

ADHESIVES


For standard wall and wet area installation, we recommend Laticrete Gold 253 and/or Platinum 254. For submerged and/or pool installation, C2 mortar must be used, which includes Laticrete Platinum 254 or Epoxy. Please refer to TCNA handbook for a thorough more specific installation method.

GROUTING

Glass tile is susceptible to scratching; it's recommended to use a non-sanded, RG and/or Epoxy grout for standard dry and wet area installation. For submerged and/or pool installation, we recommend epoxy based grouts. Please refer to TCNA handbook for a thorough more specific installation method.

CUTTING + CLEANING

Use diamond blades designed for cutting glass on a wet saw and a glass coring drill for drilling. Use non-abrasive cleaners only. Avoid acid detergents, chemicals, and other solvents.



PENNY
11.29" X 11.18" / .88 SQ.FT.
GLBISFIPENNY

MATTE FINISH | DOT MOUNTED

APPLICATIONS + INSTALLATION

	INDOOR	MORTAR/GROUT	OUTDOOR	MORTAR/GROUT
Walls/Backsplashes	RC	CB	RC	EB
Wet Areas/Shower Walls	RC	CB	RC	EB
Shower Pans	RC	CB/EB	RC	EB
Pools	RC	EB	RC	EB
Floors	RC*	CB	RC*	EB

R: residential C: commercial CB: cement based EB: epoxy based *: DCOF >0.42

CUTTING + CLEANING

Use diamond blades designed for cutting glass on a wet saw and a glass coring drill for drilling. Use non-abrasive cleaners only. Avoid acid detergents, chemicals, and other solvents.

ADHESIVES

For standard wall and wet area installation, we recommend Laticrete Gold 253 and/or Platinum 254. For submerged and/or pool installation, C2 mortar must be used, which includes Laticrete Platinum 254 or Epoxy. Please refer to TCNA handbook for a thorough more specific installation method.

GROUTING


Glass tile is susceptible to scratching; it's recommended to use a non-sanded, RG and/or Epoxy grout for standard dry and wet area installation. For submerged and/or pool installation, we recommend epoxy based grouts. Please refer to TCNA handbook for a thorough more specific installation method.

Islands GUAM



MATTE FINISH | DOT MOUNTED

PENNY
11.29" X 11.18" / .88 SQ.FT.
GLBISGUPENNY



APPLICATIONS + INSTALLATION

	INDOOR	MORTAR/GROUT	OUTDOOR	MORTAR/GROUT
Walls/Backsplashes	RC	CB	RC	EB
Wet Areas/Shower Walls	RC	CB	RC	EB
Shower Pans	RC	CB/EB	RC	EB
Pools	RC	EB	RC	EB
Floors	RC*	CB	RC*	EB

R: residential C: commercial CB: cement based EB: epoxy based *: DCOF >0.42

ADHESIVES

For standard wall and wet area installation, we recommend Laticrete Gold 253 and/or Platinum 254. For submerged and/or pool installation, C2 mortar must be used, which includes Laticrete Platinum 254 or Epoxy. Please refer to TCNA handbook for a thorough more specific installation method.


GROUTING

Glass tile is susceptible to scratching; it's recommended to use a non-sanded, RG and/or Epoxy grout for standard dry and wet area installation. For submerged and/or pool installation, we recommend epoxy based grouts. Please refer to TCNA handbook for a thorough more specific installation method.

CUTTING + CLEANING

Use diamond blades designed for cutting glass on a wet saw and a glass coring drill for drilling. Use non-abrasive cleaners only. Avoid acid detergents, chemicals, and other solvents.

Islands SARDENIA



PENNY
11.29" X 11.18" / .88 SQ.FT.
GLBISSAPENNY

MATTE FINISH | DOT MOUNTED

APPLICATIONS + INSTALLATION

	INDOOR	MORTAR/GROUT	OUTDOOR	MORTAR/GROUT
Walls/Backsplashes	RC	CB	RC	EB
Wet Areas/Shower Walls	RC	CB	RC	EB
Shower Pans	RC	CB/EB	RC	EB
Pools	RC	EB	RC	EB
Floors	RC*	CB	RC*	EB

R: residential C: commercial CB: cement based EB: epoxy based *: DCOF >0.42

CUTTING + CLEANING

Use diamond blades designed for cutting glass on a wet saw and a glass coring drill for drilling. Use non-abrasive cleaners only. Avoid acid detergents, chemicals, and other solvents.

ADHESIVES

For standard wall and wet area installation, we recommend Laticrete Gold 253 and/or Platinum 254. For submerged and/or pool installation, C2 mortar must be used, which includes Laticrete Platinum 254 or Epoxy. Please refer to TCNA handbook for a thorough more specific installation method.

GROUTING


Glass tile is susceptible to scratching; it's recommended to use a non-sanded, RG and/or Epoxy grout for standard dry and wet area installation. For submerged and/or pool installation, we recommend epoxy based grouts. Please refer to TCNA handbook for a thorough more specific installation method.

Islands TAHITI



MATTE FINISH | DOT MOUNTED

PENNY
11.29" X 11.18" / .88 SQ.FT.
GLBISTAPENNY



APPLICATIONS + INSTALLATION

	INDOOR	MORTAR/GROUT	OUTDOOR	MORTAR/GROUT
Walls/Backsplashes	RC	CB	RC	EB
Wet Areas/Shower Walls	RC	CB	RC	EB
Shower Pans	RC	CB/EB	RC	EB
Pools	RC	EB	RC	EB
Floors	RC*	CB	RC*	EB

R: residential C: commercial CB: cement based EB: epoxy based *: DCOF >0.42

ADHESIVES

For standard wall and wet area installation, we recommend Laticrete Gold 253 and/or Platinum 254. For submerged and/or pool installation, C2 mortar must be used, which includes Laticrete Platinum 254 or Epoxy. Please refer to TCNA handbook for a thorough more specific installation method.


GROUTING

Glass tile is susceptible to scratching; it's recommended to use a non-sanded, RG and/or Epoxy grout for standard dry and wet area installation. For submerged and/or pool installation, we recommend epoxy based grouts. Please refer to TCNA handbook for a thorough more specific installation method.

CUTTING + CLEANING

Use diamond blades designed for cutting glass on a wet saw and a glass coring drill for drilling. Use non-abrasive cleaners only. Avoid acid detergents, chemicals, and other solvents.


Islands BLACK



MATTE PENNY

11.29" X 11.18" / .88 SQ.FT.

GLBISBKPENNY



POLISHED PENNY

11.29" X 11.18" / .88 SQ.FT.

GLBISBKPENNYL



DOT MOUNTED

APPLICATIONS + INSTALLATION

	INDOOR	MORTAR/GROUT	OUTDOOR	MORTAR/GROUT
Walls/Backsplashes	RC	CB	RC	EB
Wet Areas/Shower Walls	RC	CB	RC	EB
Shower Pans	RC	CB/EB	RC	EB
Pools	RC	EB	RC	EB
Floors	RC*	CB	RC*	EB

R: residential C: commercial CB: cement based EB: epoxy based

*: Residential: Matte + Polished Finish, Commercial: Matte Finish only, DCOF >0.42

CUTTING + CLEANING

Use diamond blades designed for cutting glass on a wet saw and a glass coring drill for drilling. Use non-abrasive cleaners only. Avoid acid detergents, chemicals, and other solvents.

ADHESIVES

For standard wall and wet area installation, we recommend Laticrete Gold 253 and/or Platinum 254. For submerged and/or pool installation, C2 mortar must be used, which includes Laticrete Platinum 254 or Epoxy. Please refer to TCNA handbook for a thorough more specific installation method.


GROUTING

Glass tile is susceptible to scratching; it's recommended to use a non-sanded, RG and/or Epoxy grout for standard dry and wet area installation. For submerged and/or pool installation, we recommend epoxy based grouts. Please refer to TCNA handbook for a thorough more specific installation method.

Islands WHITE




DOT MOUNTED



MATTE PENNY

11.29" X 11.18" / .88 SQ.FT.

GLBISWHPENNY



POLISHED PENNY

11.29" X 11.18" / .88 SQ.FT.

GLBISWHPENNYL

APPLICATIONS + INSTALLATION

	INDOOR	MORTAR/GROUT	OUTDOOR	MORTAR/GROUT
Walls/Backsplashes	RC	CB	RC	EB
Wet Areas/Shower Walls	RC	CB	RC	EB
Shower Pans	RC	CB/EB	RC	EB
Pools	RC	EB	RC	EB
Floors	RC*	CB	RC*	EB

R: residential C: commercial CB: cement based EB: epoxy based

*: Residential: Matte + Polished Finish, Commercial: Matte Finish only, DCOF >0.42

ADHESIVES

For standard wall and wet area installation, we recommend Laticrete Gold 253 and/or Platinum 254. For submerged and/or pool installation, C2 mortar must be used, which includes Laticrete Platinum 254 or Epoxy. Please refer to TCNA handbook for a thorough more specific installation method.


GROUTING

Glass tile is susceptible to scratching; it's recommended to use a non-sanded, RG and/or Epoxy grout for standard dry and wet area installation. For submerged and/or pool installation, we recommend epoxy based grouts. Please refer to TCNA handbook for a thorough more specific installation method.

CUTTING + CLEANING

Use diamond blades designed for cutting glass on a wet saw and a glass coring drill for drilling. Use non-abrasive cleaners only. Avoid acid detergents, chemicals, and other solvents.

Islands IRIDESCENT



PENNY
11.29" X 11.18" / .88 SQ.FT.
GLBISIRPENNY

GLOSSY FINISH | DOT MOUNTED

APPLICATIONS + INSTALLATION

	INDOOR	MORTAR/GROUT	OUTDOOR	MORTAR/GROUT
Walls/Backsplashes	RC	CB	RC	EB
Wet Areas/Shower Walls	RC	CB	RC	EB
Shower Pans	RC	CB/EB	RC	EB
Pools	RC	EB	RC	EB
Floors	R	CB	RC	EB

R: residential, low traffic floors C: commercial CB: cement based EB: epoxy based

CUTTING + CLEANING

Use diamond blades designed for cutting glass on a wet saw and a glass coring drill for drilling. Use non-abrasive cleaners only. Avoid acid detergents, chemicals, and other solvents.

ADHESIVES

For standard wall and wet area installation, we recommend Laticrete Gold 253 and/or Platinum 254. For submerged and/or pool installation, C2 mortar must be used, which includes Laticrete Platinum 254 or Epoxy. Please refer to TCNA handbook for a thorough more specific installation method.

GROUTING

Glass tile is susceptible to scratching; it's recommended to use a non-sanded, RG and/or Epoxy grout for standard dry and wet area installation. For submerged and/or pool installation, we recommend epoxy based grouts. Please refer to TCNA handbook for a thorough more specific installation method.